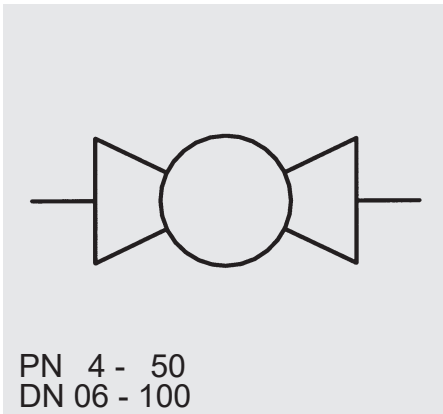


Low pressure ball valves KHNVN / KHNVS / KHN



NOTICE

Because of their threaded connections, these ball valves are not suitable for use with GE screwed fittings. The thread depth of the threaded connections is in many cases not sufficient for this purpose. Furthermore, the required sealing surface for an EO seal is not provided.

Model code

(also order example)

KHNVS Rp 1/2 2233 16 X ...

Designation

KHNVN = low pressure ball valve – standard model
KHNVS = low pressure ball valve – heavy-duty model
KHN = low pressure ball valve – DIN-DVGW

Type of connection

Thread size or pipe outer Ø and type of connection

Materials

Housing

2 = nickel-plated brass

Ball, control spindle

2 = chrome-plated brass

Ball seals

3 = PTFE

Soft seals

3 = PTFE

Handle

12 = aluminium clamped handle, cranked, fitted

16 = steel bolt-on handle, cranked, fitted

Series

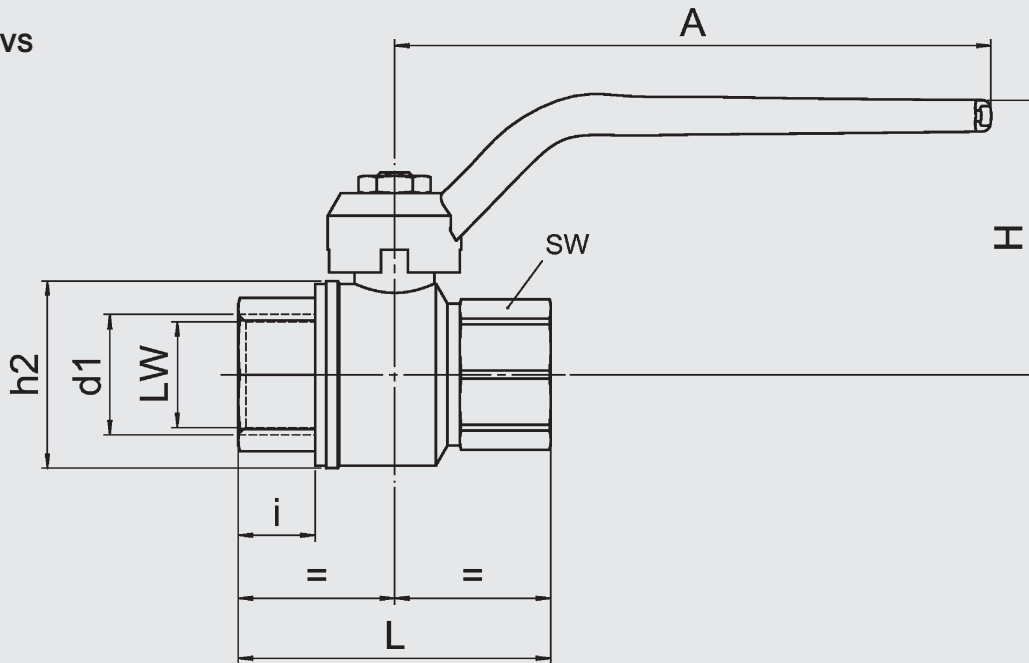
(determined by manufacturer)

Approval

DIN-DVGW (only KHN)

Dimensions

KHNVN / KHNVS



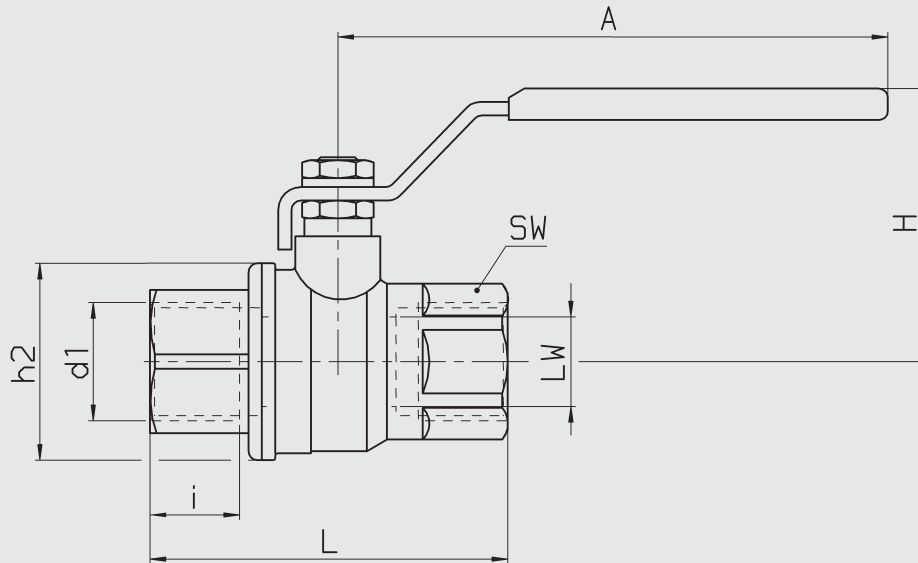
Notice: The KHNVN series is not suitable for the connection or use of ISO pipe fittings.

Type	d1	L [mm]	h2 [mm]	H [mm]	A [mm]	i [mm]	LW [mm]	SW [mm]	Nominal pressure PN [bar]
KHNVN	G 1/4	44.4	23.5	37	80	8.8	10	18	50
KHNVN	G 3/8	44.4	24	37	80	8.4	10	21	50
KHNVN	G 1/2	50.5	30.5	41	80	10.2	15	25	50
KHNVN	G 3/4	57.5	37.0	55	113	9.9	20	31	40
KHNVN	G 1	70	45.5	59	113	11.5	25	38	40
KHNVN	G 1 1/4	80.5	57	74.5	137.5	12.8	32	47	30
KHNVN	G 1 1/2	94	70	80.5	137.5	14.4	40	54	30
KHNVN	G 2	112.5	84	96.5	157	17	50	66	25
KHNVN	G 2 1/2	134.5	109	116	197	23.2	65	85	18
KHNVN	G 3	157	131	133	250	25.6	80	99	16
KHNVN	G 4	190	164	148	250	25.1	100	125	14

Type	d1	L [mm]	h2 [mm]	H [mm]	A [mm]	i [mm]	LW [mm]	SW [mm]	Nominal pressure PN [bar]
KHNVS	Rp 1/4	49.5	23.5	37	80	11	10	18	50
KHNVS	Rp 3/8	52.4	24	37	80	11.4	10	21	50
KHNVS	Rp 1/2	61	30.5	48.3	88.5	15	15	25	50
KHNVS	Rp 3/4	68	37	54.8	113	16.3	20	31	40
KHNVS	Rp 1	85	45.5	58.8	113	19.1	25	38	40
KHNVS	Rp 1 1/4	99.5	58	75	137.5	21.4	32	47	30
KHNVS	Rp 1 1/2	109	71	90	157.3	21.4	40	54	30
KHNVS	Rp 2	130	85	97	157.3	25.7	50	66	25

Technical specifications

Type of connection:	Whitworth internal thread to ISO 228 (G) Whitworth internal thread to DIN 2999 (Rp)	
Mounting position:	No orientation restrictions	
Ambient temperature:	-20 °C to +150 °C	
Nominal pressure:	up to PN 50	
Operating media:	Mineral oil to DIN 51524 part 1 + 2, gaseous media, compressed air, water other media on request	
Temperature of operating media:	-20 °C to +150 °C	
Accessories:	All ball valves can be supplied with the following options: Actuator Limit controls Lock	



Type DVGW	d1	Nominal bore DN	ØLW [mm]	Nominal pressure PN [bar]	i [mm]	L [mm]	Øh2 [mm]	H [mm]	A [mm]	SW [mm]	Weight [kg]
KHN	Rp1/4	06	8	4	11.4	51.5	23	48	95	20	0.14
KHN	Rp3/8	10	10	4	11.4	51.5	23	48	95	20	0.13
KHN	Rp1/2	16	15	4	15.0	62	32	51	95	25	0.21
KHN	Rp3/4	20	20	4	16.3	69	39	60	110	31	0.33
KHN	Rp1	25	25	4	19.1	83	49	64	110	38	0.53
KHN	Rp11/4	32	32	4	21.4	96	59	78	160	48	0.97
KHN	Rp11/2	40	40	4	21.4	108	73	86	160	54	1.45
KHN	Rp2	50	50	4	25.7	126	86	104	170	67	1.98

Technical specifications

Type of connection:	Whitworth female thread to ISO 7/1 (Rp)
Mounting position:	No orientation restrictions
Certification:	DIN-DVGW (EN 331)
Ambient temperature:	-10 °C to +70 °C
Nominal pressure:	PN 4
Operating media:	All gases in accordance with DVGW – Worksheet G260/I
Temperature of operating media:	+5 °C to +50 °C

NOTE

The information in this brochure relates to the operating conditions and applications described. For applications and operating conditions not described, please contact the relevant technical department.

The operator is always responsible for determining the product suitability for the specific application. Quantified values for product characteristics are average values for a new product that undergo a time deterioration process.

Subject to technical modifications and errors.

HYDAC Accessories GmbH
 Hirschbachstr. 2
66280 Sulzbach/Saar, Germany
 Tel.: +49 6897 - 509-01
 Internet: www.hydac.com
 E-Mail: accessories@hydac.com

